

## Technical information 2K Universal Putty

### ColorMatic Multifunctional Putty



Multi-purpose polyester putty for professional use for filling and easy sanding in one work cycle. Best adhesion on metal, sheet steel, zinc, aluminium as well as on many plastics. Easy and non-porous drawable, good adhesion also on vertical supports. Compatible with all conventional enamel systems.

### Quality and properties

- 2-component putty and primer based on polyester, half-flexible, high reactive, polyester resin with different mineral, non-polluting filler material (asbestos and silicone free)
- Leaves large surfaces smooth and free of pores, easy to sand
- Excellent sag resistance on vertical surfaces
- Suitable for filling pores and imperfections
- Suitable for bare metal, wood, concrete, old paintwork, GRP etc.
- Suitable for pre-treated surfaces when repairing of body parts, metal surfaces, repair and restoration of wood or concrete surfaces

### Physical and chemical data

- **Basic:** Polyester resin with mineral filler
- **Colour:** beige
- **Smell:** Styrol
- **Form:** soft, thixotrop
- **Pot life/workability time at 20°C:** approx. 5-6 minutes.
- **Drying time (at 20°C, 50% relative air humidity):** Grindable after approx. 20 - 30 minutes
- **Flash point:** approx. 33°C (putty); for hardener not applicable
- **Concentration at 20°C:** Putty material 1,8 kg/dm³  
Hardener 1,15 g/cm³
- **Hardener addition:** 2 - 3 % (best mixture 2,5 %)
- **Temperature-resistant of the cured material:** to 160°C
- **Storage stability:** 12 month if appropriate storage provided (=10°-25°C, relative air humidity of max. 60%) in unopened original bundle. Protect from direct sunlight, frost and humidity.
- **Size:** Putty material: small ring cans  
Hardener: plastic tubes

### Environment and labelling

**Environmentally compatible:** European Aerosols is committed to apply formulations without restricted or critical ingredients and to achieve best possible performance. The caps and packagings are made of recyclable material.

**Disposal:** Please mind the residue inside the containers. Completely emptied containers can be used for recycling. If cans are not emptied, they should be disposed off as "special refuse".

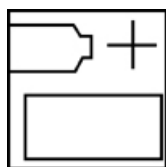
*Only for DE: In order to ensure a high reuse and recycling rate, the legislator requires, in accordance with §15 - VerpackG, Paragraph 1, the return of transport, sales or outer packaging, alternatively, however, deviating agreements can also be made.*

**Labelling:** All products of European Aerosols comply with the current status of their labelling regulations. Classification and distinction takes place by the presently legal form of the **Globally Harmonized System of Classification and Labelling of Chemicals (GHS)** or rather by CLP 1272/2008/EG regulations. Our safety data sheets comply with the current form of REACH 1907/2006/EG, article 31 und appendix II,


### Using instructions

**Before use, carefully read and observe the warning texts on the label!**


- Rust should be removed from the surface and it should be clean, dry, free of grease and sanded
- Take the required amount of material from the pack and mix thoroughly with the appropriate hardener
- Apply the mixture with the desired thickness.
- Clean equipment immediately after use, wash putty off with nitro thinner if necessary
- Do not return the mixture to the tin
- The puttied surface can be drilled, sanded, sawed, filed and painted after 20 minutes



2-3%



Drying time  
20°C=10-  
20 min



Pot life 20°C  
=5-6 min



P80-240

### Tips for spray painting

Protect the object and the surrounding area from spray mist. When painting small areas it is recommended that a piece of card is used as a mask, with a hole cut in it slightly larger than the area to be sprayed. The mask should be held 1 to 2 cm from the surface. With this method, the mainly part of the spray mist is brought under control. It recommends to mask parts not to be lacquered, to protect the surrounding against the spray mist.

The aerosol can should have room temperature.

Temperature should range between +10°C and +25°C, max. air humidity 60 %.

Store in a dry place. Protect from direct sunlight and other sources of heat. Use only during dry weather, in places protected from the wind, and in well-ventilated rooms. Follow the warning texts on the labels!

---

**Order information**

---

**Disclaimer of liability**

This application-technological information is given to the best of our knowledge. The notes mentioned herein are, however, non-binding and do not exempt you from own tests to see whether the products supplied by us are suitable for your special application. The use and processing is beyond our control and therefore exclusively in the responsibility of the user. European Aerosols is let off the liability, unless the liability-based incident is caused by a fault incurred to European Aerosols.

As of August 16, 2010

This release replaces all eventually earlier issued versions.

Print date: 04.05.2024

European Aerosols GmbH | Kurt-Vogelsang-Straße 6 | 74855 Haßmersheim | [info-de@european-aerosols.com](mailto:info-de@european-aerosols.com)