

Technical Information pre-fill System water-based



The ColorMatic pre-fill spray paint can is prefilled with propellant and specific additives and then filled by VitoMat filling machines with the desired coat. Innovative spray and valve technology guarantee the fine broad jet atomisation, a high application rate and constant pressure for best workmanship and professional-quality end results.

The ColorMatic water-based pre-fill system offers a large selection of prefilled spray paint for almost all manufacturers' water-based coating systems.

Application:

Ideal for spot repairs or refinishing parts

Quality and properties

- A spray can pre-filled with propellants and specific additives. The water-based coat is transferred into the can by a filling device, producing a ready-to-use end product
- High coverage
- Simple, time-saving application
- Excellent atomisation
- Light blending
- Suitable for filling with all ColorMatic filling machines
- The dealer adds the desired coat colour and is, therefore, liable for the final product

Ideal for spot repairs

Physical and chemical data

- **Colour:** depending on filling
- **Smell:** solvent
- **Degree of gloss:** it is necessary to re-coat basecoats with 2K clear coat. After the varnishing with clear coat the basecoat is featured with an excellent weather- and chemical resistance and a everlasting gloss.
- **Efficiency:**
Depending of consistence and colour of the substrate
- **Substrate:**
Depending on the colour of the substrate apply Primer Filler HG1 - HG8, ColorMatic Plastic Primer, Art-Nr. 856 563, ColorMatic 1K Primer for Alu, art.-no. 190278, ColorMatic 1K Primer for Zinc, art.-no. 190285, ColorMatic 1K Epoxy Primer, art.-no. 174414, ColorMatic 1K Filler, art.-no. 856556 + 874987, ColorMatic 2K Hi-Speed Primer Filler, art.no. 195327
- **Drying (at 20°C, 50% relative air humidity):**
The drying time depends on the ambient temperature, the air humidity, the applied paint thickness and the filled type of paint (refer to information of the paint manufacturer)
- **Storage:** empty cans: 5 years
Filled cans: WB-A to WB-F, WB-H: within one week
WB-G: within 4 days.
WB-I: within 3 days, depending on colour up to 10 days
If appropriate storage provided (=10°-25°C, relative air humidity max. 60%)
- **Size:**
Aerosol cans, maximum nominal volume 400 ml, filling quantity 100ml
- **VOC-value:** 216g

Environment and labelling

Environmentally sound: European Aerosols is committed to apply formulations without restricted or critical ingredients and to achieve best possible performance. The caps and packagings are made of recyclable material.

Disposal: Only the completely emptied cans should be put into the recycling skip or appropriate container for reclaimable refuse. Cans which are not empty should be disposed off as "special refuse".

Marking/Labelling: All products made by European Aerosols comply with the actual labelling regulations according to Preparation Guideline 1999/45/EG. All aerosols correspond to TRGS 200 and TRG 300 as well as to aerosol guideline 75/324/EWG in the actually valid version.

Using instructions

Before use, carefully read and observe the warning texts on the label!

- Pre-treat undercoat with a basecoat as usual and clean with ColorMatic silicone cleaner no. 174469
- Shake can vigorously for 2 minutes
- Carry out spray tests
- Base cats must be coated with ColorMatic 2K hi-speed clear coat gloss no. 187216, or satin no. 231650
- Surface can be re-coated after 30 min drying-time
2-3 full coats, 50µ
- Leave to dry for 2 minutes between coats
- **For professional use only**
- **Wear an appropriate respirator (recommended type A2/P3)**

Overview paint manufacturers

size	content	filling quantity	art.no.	description	recommended for	PU
400 ml	300 ml	100 ml	192555	WB-A	Nexa Autocolor (Aquabase, Aquabase plus) PPG (Envirobase and Envirobase HP) Mipa (WBC) Max Meyer (AquaMax)	12
400 ml	230 ml	100 ml	161803	WB-B	Standox (Standohyd) Spies Hecker (Permahyd Serie 280, 285)	12
400 ml	273 ml	100 ml	174438	WB-C	Lesonal (Basecoat WB GT) Lechler (Hydrofan)	12
400 ml	261 ml	80 ml	162268	WB-D	Cromax (Cromax water-based)	12
400 ml	218 ml	100 ml	174421	WB-E	Glasurit (row 90 ¹ , row 100 ⁴)	12
400 ml	261 ml	100 ml	192562	WB-F	Sikkens (Autowave, Autowave 2.0)	12
400 ml	284 ml	100 ml	202414	WB-G	De Beer (series 900 waterbase) Valspar OCTORAL (OCTOBASE ECO PLUS)	12
400 ml	201 ml	100 ml	257360	WB-H	Palinal (Hydropal) R-M (Onyx HD ²)	12
400 ml	290 ml	100 ml	334443	WB-I	Standox (Standoblue ³) Cromax (Cromax Pro ³) Spies Hecker (Permahyd Hi-Tec 480 ³)	12

The following applies for all pre-fill cans: Paint must not be diluted. Exceptions: 1-4 (please note the numbers beside the paint)

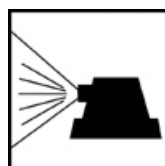

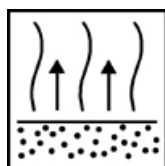
¹	prior to filling, dilute paint (80 ml) with 20 ml of Glasurit setting additive 93-E3 (mixing ratio 4 to 1)	
²	prior to filling, dilute paint (80 ml) with 20 ml of R-M Hydromix (mixing ratio 4 to 1)	
³	prior to filling, dilute paint (75 ml) with 25 ml of setting additive (mixing ratio 3 to 1)	
⁴	prior to filling, dilute paint (80 ml) with 20 ml of Glasurit setting additive 93-E3 100-E5 or 100-E 5X (mixing ratio 4 to 1)	



2 min



3=approx. 20µ



*Pay attention to manufacturer's instructions/ Angaben des Lackherstellers beachten

Order information

Disclaimer of liability

This application-technological information is given to the best of our knowledge. The notes mentioned herein are, however, non-binding and do not exempt you from own tests to see whether the products supplied by us are suitable for your special application. The use and processing is beyond our control and therefore exclusively in the responsibility of the user. European Aerosols is let off the liability, unless the liability-based incident is caused by a fault incurred to European Aerosols.

As of August 01, 2022

This release replaces all eventually earlier issued versions

Print date: 28.04.2024

European Aerosols | Wolfraamweg 2 | 8471 XC Wolvega | NL | info-nl@european-aerosols.com